


Snapshot

This section of the **COMPANY NAME** InvestorRoom houses up to date financial reporting information and interactive tools to provide you with the resources you need to manipulate and understand our current financial standing.

Please note: All data in this section is provided by a 3rd party provider and may be delayed up to 20 minutes. COMPANY NAME assumes no responsibility for the accuracy of this data and provides it for informational purposes only.





NYSE:
IBM 

Beta	0.67
Shares Outstanding	939.9M
Average Volume (10 days)	16.4M
Qtrly Dividend (Ann. Yield)	\$1.69 (2.37%)

PER SHARE DATA

Earnings (TTM)	\$11.33
Sales (TTM)	\$71.85
Book Value (MRQ)	\$35.08
Cash Flow (TTM)	\$14.89
Cash (MRQ)	\$12.56

ANALYST VIEWS

Current Mean Recommendation		Buy
Strong Buy	11	
Buy	2	
Hold	8	
Underperform	0	
Sell	1	

RECENT INSIDER TRANSACTIONS

Fehring Nicolas A. VP, Controller	400 Acquire 04 Jun 2026
Buberl Thomas Director	377 Acquire 31 Mar 2026
Alex Gorsky Director	444 Acquire 31 Mar 2026
Howard Michelle Director	264 Acquire 31 Mar 2026

Director

31 Mar 2026

Liveris Andrew
Director

403 Acquire
31 Mar 2026

RECENT SEC FILINGS

4 Insider Buy/Sell	04 Jun 2026
SD SD	01 Jun 2026
8-K Company Events	28 May 2026
8-K Company Events	01 May 2026
S-8 S-8	30 Apr 2026

Currency in USD.
Quote data delayed by at least 15 minutes.
Earnings and Analyst data provided by Zacks.
Insiders data provided by Morningstar.



<https://aall.investorroom.com/snapshot?ticker=IBM>