


Snapshot

This section of the **COMPANY NAME** InvestorRoom houses up to date financial reporting information and interactive tools to provide you with the resources you need to manipulate and understand our current financial standing.

Please note: All data in this section is provided by a 3rd party provider and may be delayed up to 20 minutes. COMPANY NAME assumes no responsibility for the accuracy of this data and provides it for informational purposes only.





NASDAQ:
NVDA 

Beta	2.22
Shares Outstanding	24.2B
Average Volume (10 days)	191.0M
Qtrly Dividend (Ann. Yield)	\$0.25 (0.49%)

PER SHARE DATA

Earnings (TTM)	\$6.53
Sales (TTM)	\$8.92
Book Value (MRQ)	\$8.04
Cash Flow (TTM)	\$5.17
Cash (MRQ)	\$3.32

ANALYST VIEWS

Current Mean Recommendation	Strong Buy	
Strong Buy	43	
Buy	3	
Hold	2	
Underperform	0	
Sell	1	

RECENT INSIDER TRANSACTIONS

Dabiri John Director	(625) Sell 27 May 2026
Stevens Mark Director	(100,000) Sell 20 Mar 2026
Stevens Mark Director	(121,682) Sell 20 Mar 2026
Donald F. Robertson Principal Accounting Officer	(500) Sell 20 Mar 2026

Colette M. Kress
EVP & Chief Financial Officer

(471) Sell
20 Mar 2026

RECENT SEC FILINGS

<u>4</u> Insider Buy/Sell	05 Jun 2026
<u>4</u> Insider Buy/Sell	04 Jun 2026
<u>144</u> 144	03 Jun 2026
<u>4</u> Insider Buy/Sell	29 May 2026
<u>144</u> 144	27 May 2026

Currency in USD.

Quote data delayed by at least 15 minutes.

Earnings and Analyst data provided by Zacks.

Insiders data provided by Morningstar.



<https://aall.investorroom.com/snapshot>