
































SEC Filings

To filter the results, select the filing type and date range you wish to view from the drop-down menus below.

NASDAQ:
NVDA 

View **All Filings**  Year **Calendar Year** 

| Form | Date | Format |
|--------------------------|-------------|--|
| 8-K | 02 Dec 2013 |     |
| 10-Q | 19 Nov 2013 |       |
| 8-K | 14 Nov 2013 |     |
| 8-K | 07 Nov 2013 |     |
| 4/A | 30 Oct 2013 |     |
| 3 | 09 Oct 2013 |     |
| 4 | 09 Oct 2013 |     |
| 4 | 20 Sep 2013 |     |
| 4 | 20 Sep 2013 |     |
| 4 | 20 Sep 2013 |     |
| 4 | 20 Sep 2013 |     |
| 4 | 20 Sep 2013 |     |
| 4 | 20 Sep 2013 |     |
| CT ORDER | 19 Sep 2013 |     |
| 8-K | 16 Sep 2013 |     |
| UPLOAD | 28 Aug 2013 |     |
| CORRESP | 22 Aug 2013 |     |
| 10-Q | 21 Aug 2013 |       |
| 4 | 09 Aug 2013 |     |
| 8-K | 08 Aug 2013 |     |
| UPLOAD | 31 Jul 2013 |     |
| 3 | 25 Jul 2013 |     |
| 8-K | 23 Jul 2013 |     |
| CORRESP | 17 Jul 2013 |     |
| UPLOAD | 08 Jul 2013 |     |

1-25 **26-50** **51-57**



https://aall.investorroom.com/sec_filings?year=2013