

































# SEC Filings

To filter the results, select the filing type and date range you wish to view from the drop-down menus below.

NASDAQ:  
NVDA 

View **All Filings**  Year **Calendar Year** 

Form	Date	Format
<a href="#">8-K</a>	02 Dec 2013	   
<a href="#">10-Q</a>	19 Nov 2013	    
<a href="#">8-K</a>	14 Nov 2013	   
<a href="#">8-K</a>	07 Nov 2013	   
<a href="#">4/A</a>	30 Oct 2013	   
<a href="#">3</a>	09 Oct 2013	   
<a href="#">4</a>	09 Oct 2013	   
<a href="#">4</a>	20 Sep 2013	   
<a href="#">4</a>	20 Sep 2013	   
<a href="#">4</a>	20 Sep 2013	   
<a href="#">4</a>	20 Sep 2013	   
<a href="#">4</a>	20 Sep 2013	   
<a href="#">4</a>	20 Sep 2013	   
<a href="#">4</a>	20 Sep 2013	   
<a href="#">CT ORDER</a>	19 Sep 2013	   
<a href="#">8-K</a>	16 Sep 2013	   
<a href="#">UPLOAD</a>	28 Aug 2013	   
<a href="#">CORRESP</a>	22 Aug 2013	   
<a href="#">10-Q</a>	21 Aug 2013	    
<a href="#">4</a>	09 Aug 2013	   
<a href="#">8-K</a>	08 Aug 2013	   
<a href="#">UPLOAD</a>	31 Jul 2013	   
<a href="#">3</a>	25 Jul 2013	   
<a href="#">8-K</a>	23 Jul 2013	   
<a href="#">CORRESP</a>	17 Jul 2013	   
<a href="#">UPLOAD</a>	08 Jul 2013	   

**1-25**   **26-50**   **51-57**



[https://aall.investorroom.com/sec\\_filings?filer=Ticker%3ANVDA&year=2013](https://aall.investorroom.com/sec_filings?filer=Ticker%3ANVDA&year=2013)