
















































































































# SEC Filings

To filter the results, select the filing type and date range you wish to view from the drop-down menus below.

NASDAQ:  
NVDA 

View **All Filings**  Year **Calendar Year** 

Form	Date	Format
4	05 Dec 2012	   
S-8	19 Nov 2012	   
10-Q	19 Nov 2012	     
8-K	08 Nov 2012	   
144	28 Sep 2012	   
4	21 Sep 2012	   
4	21 Sep 2012	   
4	21 Sep 2012	   
4	21 Sep 2012	   
4	21 Sep 2012	   
4	21 Sep 2012	   
4	21 Sep 2012	   
10-Q	22 Aug 2012	     
4	18 Aug 2012	   
8-K	09 Aug 2012	   
4	20 Jun 2012	   
4	18 Jun 2012	   
4	18 Jun 2012	   
4	23 May 2012	   
4	23 May 2012	   
4	23 May 2012	   
4	23 May 2012	   
4	23 May 2012	   
4	23 May 2012	   
S-8	23 May 2012	   
10-Q	23 May 2012	     

1-25 **26-50** **51-53**



[https://aall.investorroom.com/sec\\_filings?filer=Ticker%3ANVDA&year=2012](https://aall.investorroom.com/sec_filings?filer=Ticker%3ANVDA&year=2012)