




































SEC Filings

To filter the results, select the filing type and date range you wish to view from the drop-down menus below.

NASDAQ:
NVDA 

View **All Filings**  Year **Calendar Year** 

Form	Date	Format
4	10 Dec 2010	   
10-Q	07 Dec 2010	     
8-K	12 Nov 2010	   
SC 13G/A	09 Nov 2010	   
4	01 Nov 2010	   
4	20 Sep 2010	   
4	17 Sep 2010	   
4	17 Sep 2010	   
4	17 Sep 2010	   
4	17 Sep 2010	   
4	17 Sep 2010	   
8-K	13 Sep 2010	   
10-Q	30 Aug 2010	     
8-K	24 Aug 2010	   
4	17 Aug 2010	   
8-K	13 Aug 2010	   
8-K	12 Aug 2010	   
4	12 Jul 2010	   
4	03 Jun 2010	   
4	03 Jun 2010	   
10-Q	21 May 2010	     
4	20 May 2010	   
4	20 May 2010	   
4	20 May 2010	   
4	20 May 2010	   

1-25 **26-50** 51-61



https://aall.investorroom.com/sec_filings?filer=Ticker%3AIBM&year=2010